

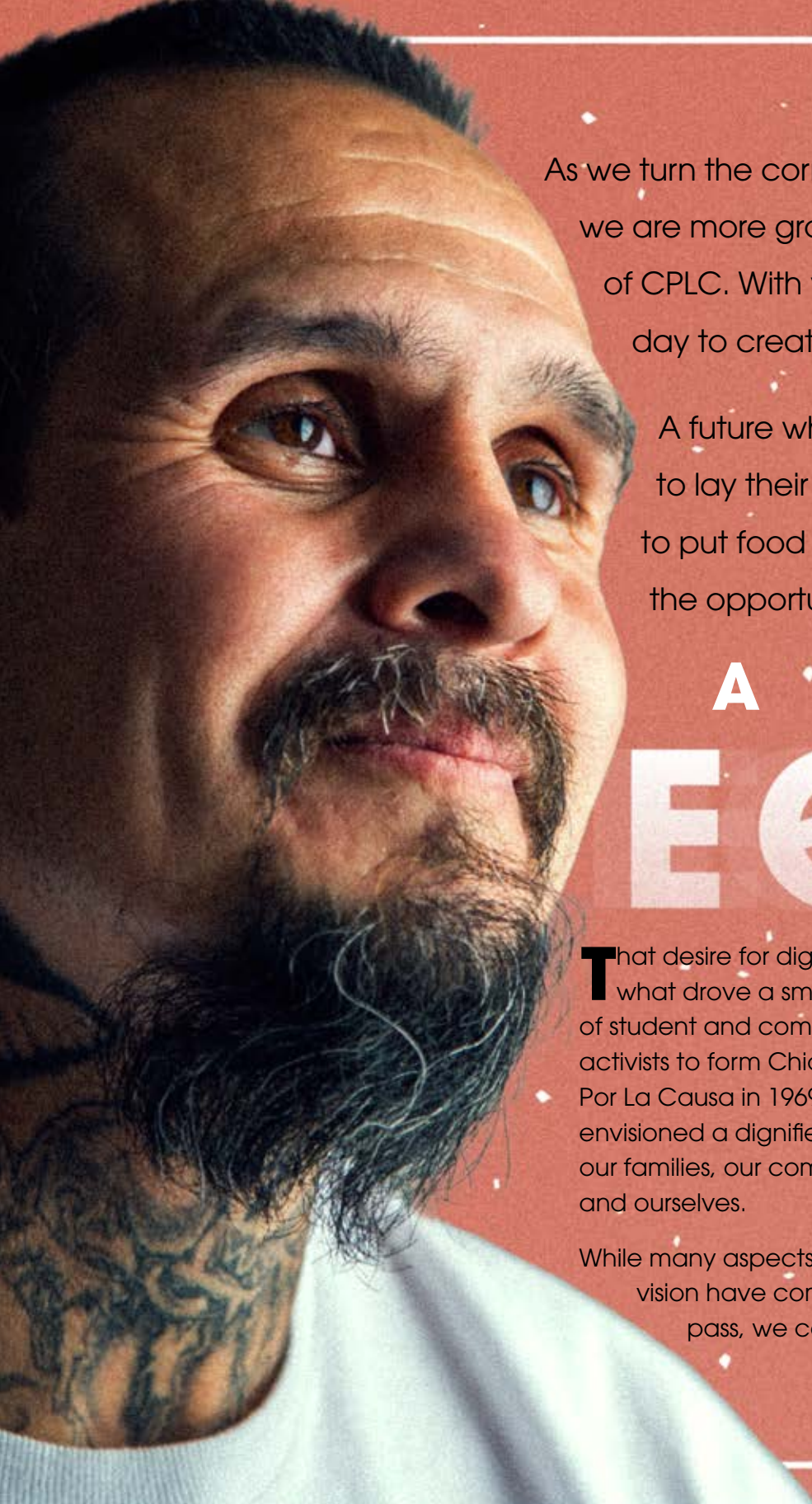
ANNUAL REPORT 2021

VISIONS

FOR TOMORROW



**CHICANOS
POR LA
CAUSA**



As we turn the corner on another challenging year, we are more grateful than ever for your support of CPLC. With your help, we are working every day to create a more **EQUITABLE** future.

A future where every child has a safe place to lay their head, every parent the means to put food on the table, and every person the opportunity to live a life of **DIGNITY**.

A MORE EQUITABLE FUTURE

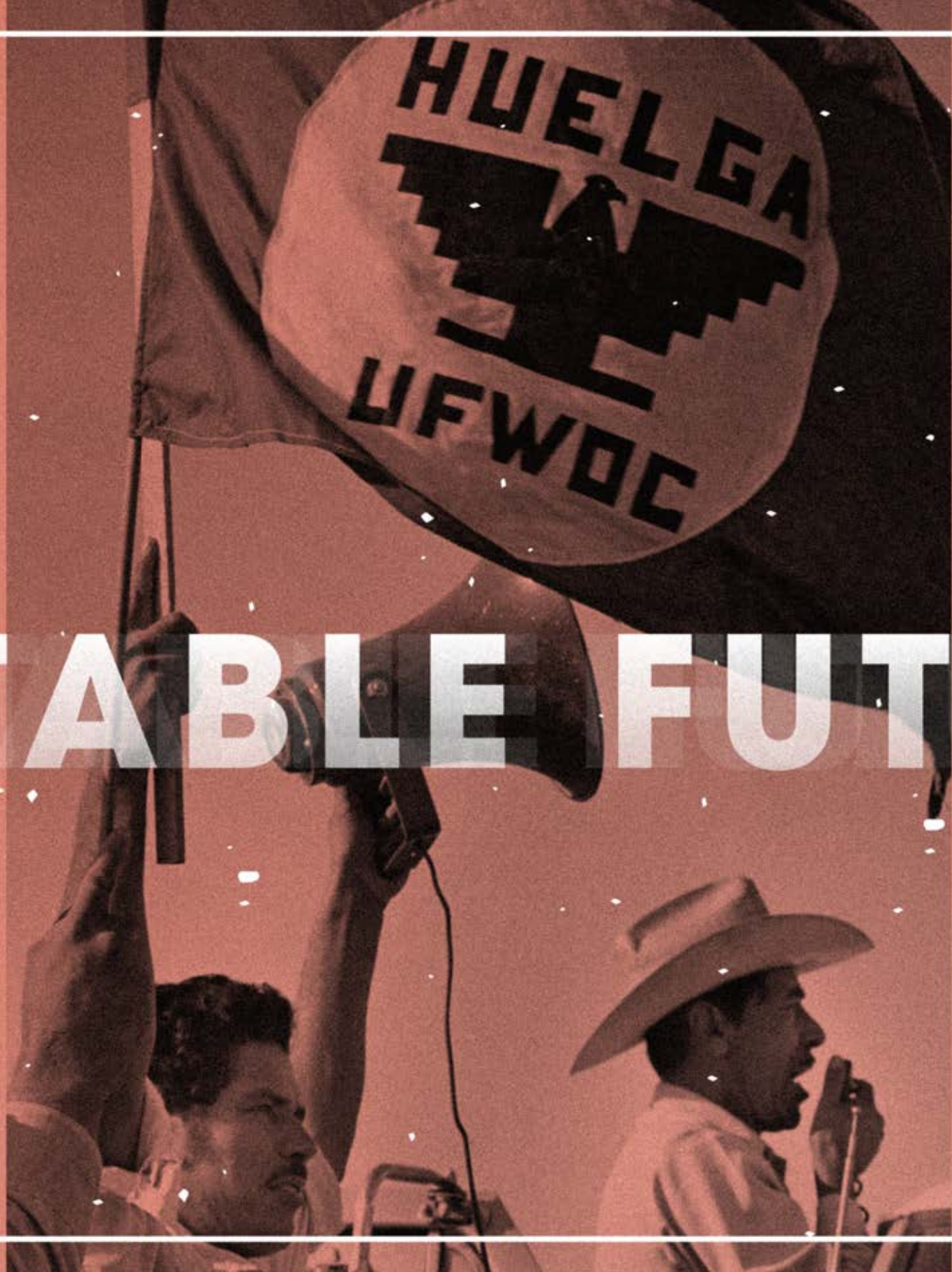
That desire for dignity is what drove a small group of student and community activists to form Chicanos Por La Causa in 1969. We envisioned a dignified life for our families, our communities, and ourselves.

While many aspects of that vision have come to pass, we continue

to grapple with a lack of representation.

In the 1960s and 1970s, CPLC protested discriminatory policies imposed on our community without our input.

Many of these policies were not explicitly racist. Some even claimed to be for our benefit. But what they all



had in common was the people who developed them did not understand our community and our day-to-day lived experience.

Today, Chicanos Por La Causa fights for disenfranchised people of all backgrounds. And we continue to battle this lack of representation in the seats of power.

This power imbalance is at the core of our mission: Empowered Lives.

Perhaps the most important way we promote empowerment is by **connecting individuals and communities with the sources of power** that impact their day-to-day lives.

UFWOC HUELGA FLAG

The huelga, or strike, was the primary source of power for Farm Workers. Inspired by César Chávez and Dolores Huerta, CPLC co-founder Gus Gutierrez led the farmworker movement in Arizona.

FOLKLORICO DANCERS

Every year since 1970, Chicano and Indigenous communities of the Santa Cruz River Valley have gathered to celebrate their culture and history at the Fiesta de Tumacácori, south of Tucson, AZ.

VISIONS FOR TOMORROW

COMMUNITY

ACCOUNTABILITY & RESPONSIVENESS

361

Youth served
this year

6

Participating
schools

Rooted in ancestral knowledge, CPLC Nahui Ollín youth program connects youth with their history, identity, and community.


It may seem strange to begin “Visions for Tomorrow” by looking at the past. But when a community’s past has been overlooked, it’s the only place to begin.

CPLC Nahui Ollin helps youth reconnect with the teachings of their ancestors to orient themselves in the world. This can be transformational for students who have never been told they come from greatness. They find a sense of dignity and begin to seek to improve the world.

We also work with school administrations to implement **RESTORATIVE JUSTICE**.

When a student has an issue that warrants discipline, we bring in the community surrounding the student—their parents, extended family, and mentors—to talk through the issue and determine a way to rectify the circumstance, or “restore justice.” Because students are active participants in their own discipline, they are more likely to hold themselves accountable.

Restorative Justice recognizes students as individuals and seeks to understand the reasons behind their behavior. Further, it positions them as members of a community that will support them long after they leave our program.



CPLC Supportive Housing Services help individuals find a home—and voice—amidst a housing crisis.

Our nation continues to grapple with a worsening housing shortage. Yet, an important voice is being left out of policy debate—the individuals and families most impacted by housing policy.

To counter this imbalance, CPLC Supportive Housing Services just hosted our first-ever **POLICY AND ADVOCACY INSTITUTE** for individuals with lived experience in health and housing programs.

The Policy and Advocacy institute is a crash-course in community advocacy. Through this program, individuals provide insight into the barriers they experienced in their journey from homelessness to housing stability. Their valuable feedback and recommendations help CPLC provide better services.

Participants in this program also developed a series of policy recommendations to share with the broader health and housing systems, other institutions, and emergency homeless shelters dealing with Housing Stability & Eviction Prevention, Property Management & Landlord Engagement, and Housing Services.

Our goal is to create systems-level change informed by the lived experience of the individuals in the system.

AZ STATE CAPITOL

From the beginning, CPLC has provided a means for individuals to advocate for themselves and their community. In the early 1970s, we helped the Chicano community engage in the political process to advocate for better working conditions for farmworkers.

CHICANOS POR LA CAUSA



VISIONS FOR TOMORROW INDIVIDUALS AS THEIR OWN ADVOCATES

653
Supportive
Housing Clients

9
Policy & Advocacy
Participants



VISIONS FOR TOMORROW ELECTORATE REPRESENTING THE PEOPLE

GOVERNOR RAUL CASTRO
The election of Raúl Castro in 1974 as Arizona's first Governor of Mexican descent exemplifies the shift in political representation inspired by CPLC's organizing efforts.

\$10M
Get-Out-The-Vote Campaign

5
States with political operations

As our democracy is put to the test, CPLC seeks to level the playing field.

Our democracy only works if it represents the people. Unfortunately, a series of strategies from gerrymandering to voter suppression have eroded the people's access to power. CPLC is working to combat these efforts.

For the past few years, CPLC's Advocacy team has worked for a fair and accurate **2020 CENSUS** count in the face of tactics that stifled the Latino count—and as a result our representation in congress. While we were not able to prevent an undercount of rural and Latino communities in AZ, we minimized the damage and are now working directly with the census bureau on the 2020 census audit.

CPLC also helped organize a coalition in AZ to advocate for Latinos is the **REDIS-TRICTING** process— prioritizing representation of the communities our legislature serves. Our influence helped preserve 4 Latino districts in the state.

Currently, we are undertaking a \$10 million dollar **VOTER REGISTRATION** campaign to encourage Latino voter participation, which has historically been underrepresented. Only through participation in the system will our community be able to ensure that our voices are heard and represented.



IMPACT TODAY TO SHAPE TOMORROW

OFFICES IN FIVE STATES & MEXICO

CPLC impacts lives across the country, with a specific emphasis on developing and nurturing programs in the Southwest. This map highlights the states with physical CPLC offices providing direct services to the community.

ARIZONA

Offices in 15 of 15 Counties

CALIFORNIA

Offices in 2 of 58 Counties
(Los Angeles and Alameda)

NEW MEXICO

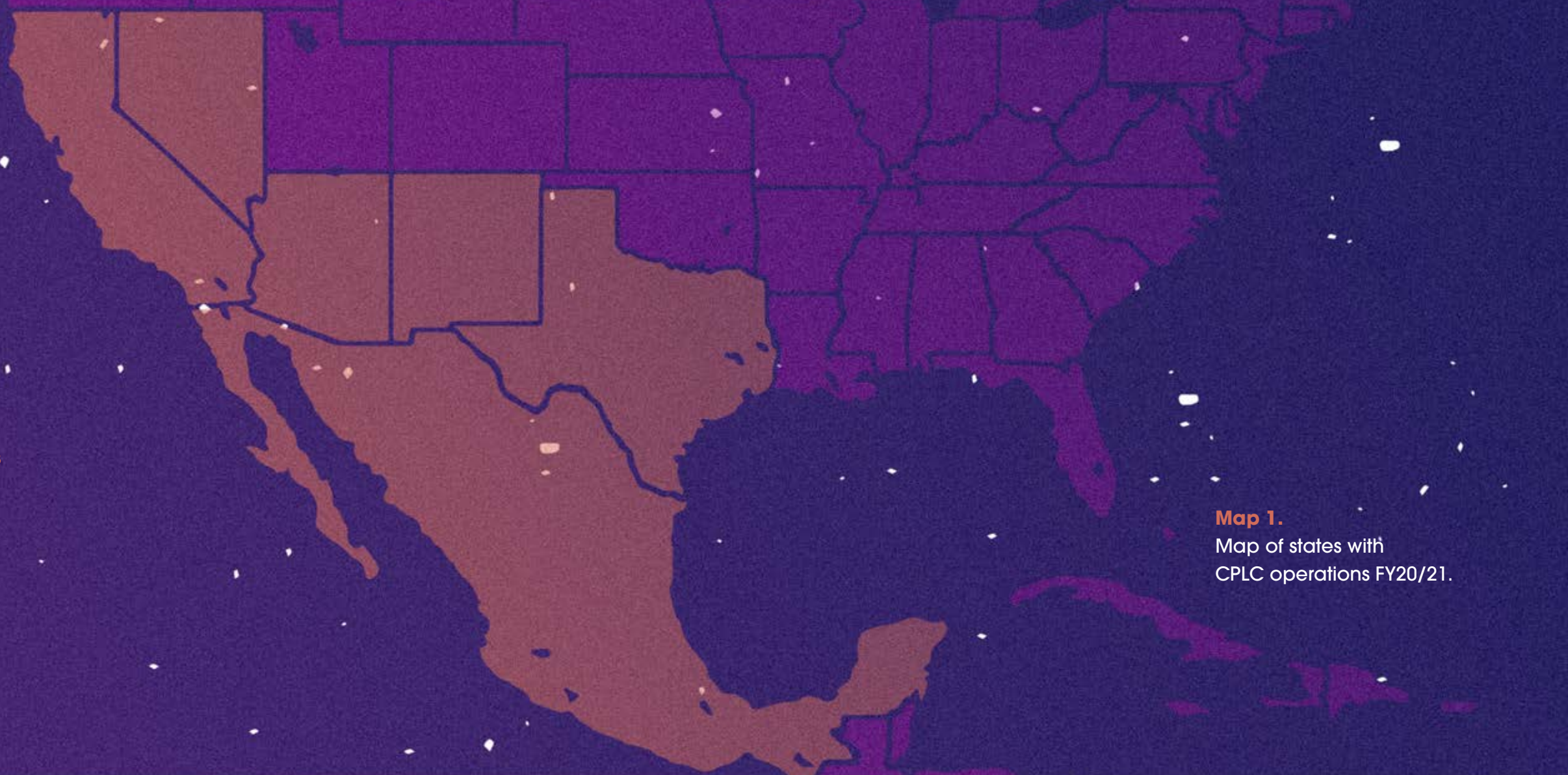
Offices in 33 of 33 Counties

NEVADA

Offices in 6 of 17 Counties
(Carson City, Clark, Douglas,
Elko, Mineral, & Washoe)

TEXAS

Offices in 15 of 254 Counties
(Bailey, Dimmit, El Paso,
Floyd, Frio, Hale, Harris,
Hidalgo, Jim Wells, Lubbock,
Maverick, San Patricio,
Uvalde, Webb, Zavala)



Map 1.
Map of states with
CPLC operations FY20/21.

Map 2.
Map of counties
participating in PPP &
equity investments FY20/21.

PPP IMPACT

HELPING SMALL BUSINESSES
SURVIVE THE PANDEMIC

In FY 20/21, CPLC Prestamos, our small business loan program, provided 433,000 Paycheck Protection Program (PPP) loans valued at \$6.6B.

By leveraging and scaling technology, Prestamos was able to reach all 50 states and 4 territories with an emphasis on traditionally underserved small businesses, including sole proprietors, that had been largely overlooked for PPP funding by traditional banks.

50

U.S. States Served

4

U.S. Territories Served

(U.S. Virgin Islands, Puerto Rico, District of Columbia, and Guam)

92%

of total loans given to
**Sole Proprietor and
Independent Contractors**

TOP 5 STATES

Georgia, California, Texas,
Florida, Illinois

TOP 5
COUNTIES

Cook County, IL; Los Angeles,
CA; Harris, TX; Wayne, MI;
Fulton, GA

91%

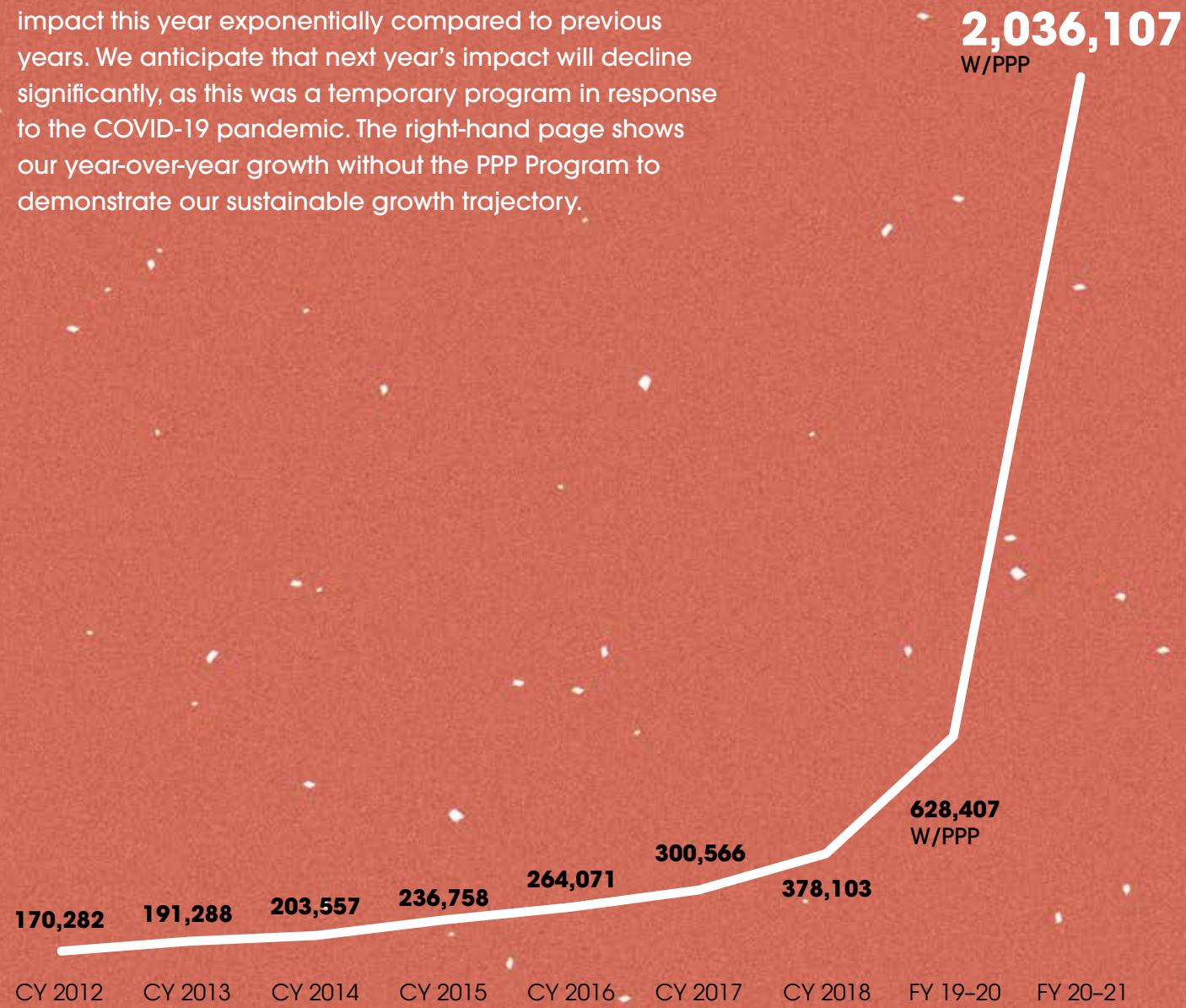
of loans went to
Sun & Rust Belt states.*

*Sun & Rust Belt states make up 51% of states & territories represented.

CLIENT IMPACT

**TOTAL IMPACT
(WITH PPP IMPACT)**

The Paycheck Protection Program (PPP) increased CPLC's impact this year exponentially compared to previous years. We anticipate that next year's impact will decline significantly, as this was a temporary program in response to the COVID-19 pandemic. The right-hand page shows our year-over-year growth without the PPP Program to demonstrate our sustainable growth trajectory.



**YEAR-OVER-YEAR GROWTH
(WITHOUT PPP IMPACT)**

TOTAL IMPACT 701,914

13% increase from FY19/20

OUTREACH IMPACT 496,089

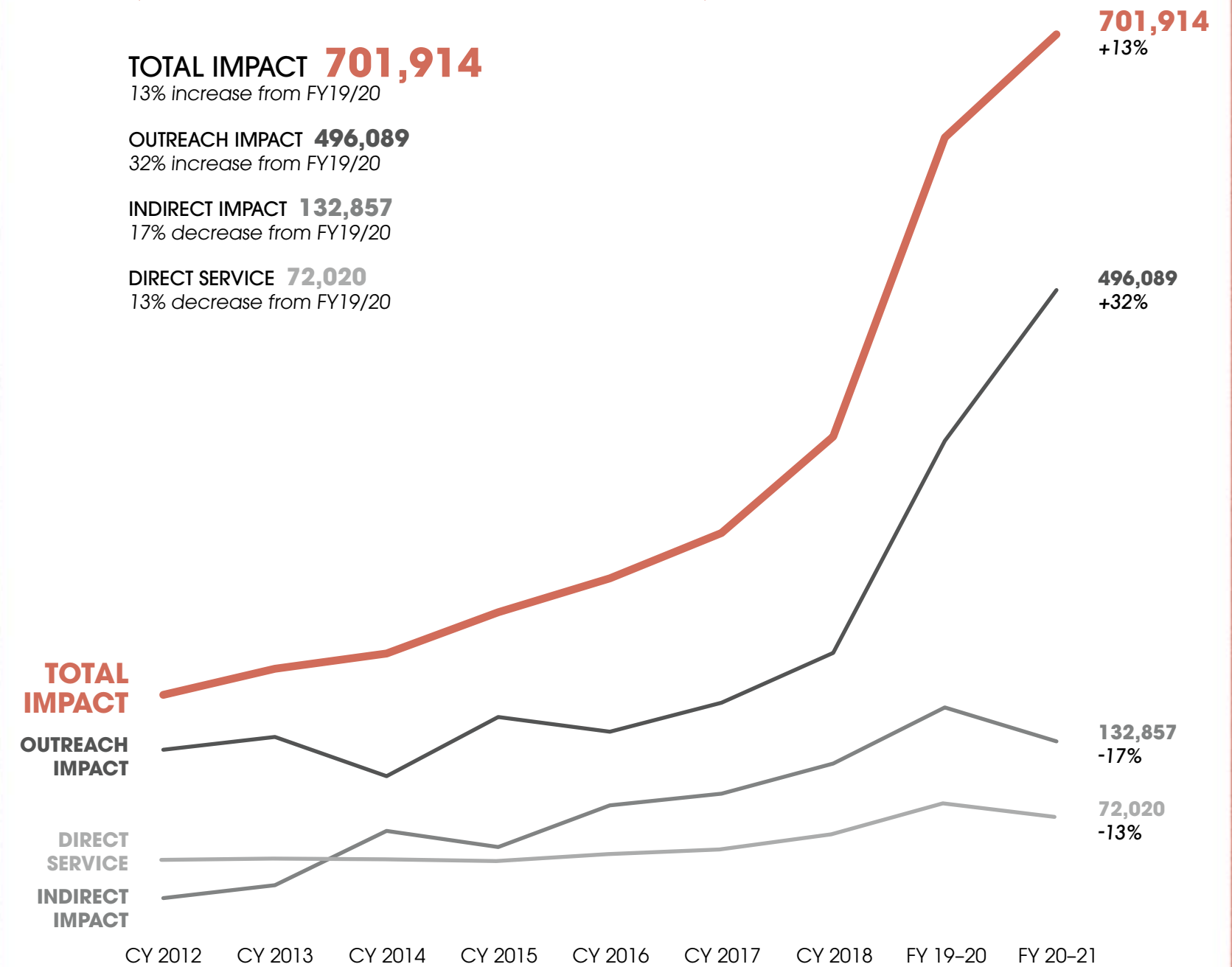
32% increase from FY19/20

INDIRECT IMPACT 132,857

17% decrease from FY19/20

DIRECT SERVICE 72,020

13% decrease from FY19/20



CLIENT DEMOGRAPHICS
AT A GLANCE



Native American representation increased significantly.
 In FY20/21, CPLC acquired large programs in New Mexico that serve mostly Native American individuals.



One in ten clients report a disabling condition.
 10% of CPLC clients in FY20/21 reported a disabling condition. This percentage increased from last year due to the population at the Courtyard Homeless Resource Center.



2% of CPLC clients are veterans.
 Nevada has the highest percentage of veterans of any region due to the high population of veterans at the Courtyard Homeless Resource Center.



Less than one in four clients have any higher education.
 More than three quarters of clients had a high school diploma or less, and less than 10% have a higher education degree of any kind.



Most clients rented or did not have a home.
 In FY20/21, half of CPLC clients reported renting their living space. Another one in four reported experiencing homelessness, due to CPLC's increased focus on homelessness programs, such as the Courtyard Homeless Resource Center in Nevada.



More than half of clients sought additional employment.
 In FY20/21, 51% of CPLC clients reported being unemployed, and one in five clients were employed full time.

PROGRAMS & SERVICES

HEALTH & HUMAN SERVICES

- BEHAVIORAL HEALTH
- DOMESTIC VIOLENCE
- HEALTH INSURANCE
- HIV SERVICES
- HUMAN TRAFFICKING
- IMMIGRATION
- PARENTING
- SENIOR SERVICES
- SUBSTANCE ABUSE

HOUSING

- HOMELESSNESS
- HOUSING COUNSELING
- NEIGHBORHOOD STABILIZATION
- RURAL HOUSING
- SINGLE- & MULTI-FAMILY HOUSING
- UTILITY ASSISTANCE

EDUCATION

- EARLY CHILDHOOD DEVELOPMENT
- YOUTH ENRICHMENT
- COMMUNITY SCHOOLS
- SCHOLARSHIPS
- ADULT EDUCATION
- TEACHER APPRECIATION

ECONOMIC DEVELOPMENT

- SMALL BUSINESS LENDING
- WORKFORCE SOLUTIONS
- COMMERCIAL DEVELOPMENT

ADVOCACY

- GET OUT THE VOTE
- LEGISLATIVE ACTION

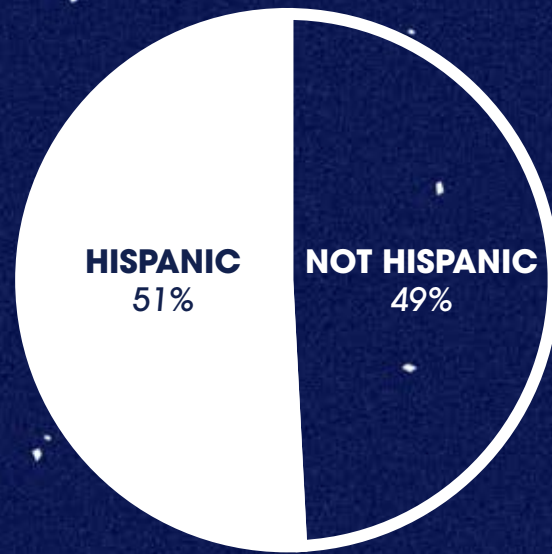
CLIENT DEMOGRAPHICS

RACE & ETHNICITY

The percentage of CPLC clients who do not identify as Hispanic increased significantly this year—from 25% in FY19/20 to 49% in FY 20/21. This shift is the result of new programs in Nevada and New Mexico which predominantly serve non-Hispanic individuals.

The percentage of CPLC clients who identify as Black/African American increased to 15% this year as a result of outreach to this population in the De Colores Domestic Violence Shelter, Courtyard Homeless Resource Center, and Housing Counseling programs.

Native American representation increased to 15% as well as a result of the acquisition of large programs serving predominantly Native Americans in New Mexico.



	AZ	NV	NM	TX	CPLC FY20/21	CPLC FY19/20
	11,424	5,267	23,424	2,854	42,969	16,068
	38%	59%	91%	57%	60%	30%

Hispanic	69%	16%	45%	81%	51%	75%
----------	-----	-----	-----	-----	-----	-----

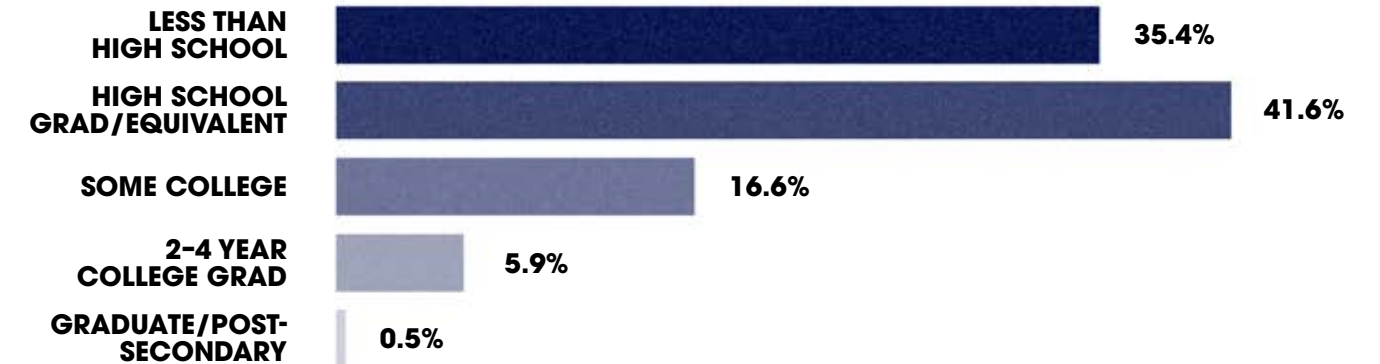
GENDER

	AZ	NV	NM	TX	CPLC FY 20/21	CPLC FY 19/20
	13,070	5,298	25,617	2,906	46,891	20,816
	44%	60%	100%	58%	65%	39%

Female	63%	31%	52%	17%	50%^	58%
Male	37%	68%	40%	83%	45%^	42%
Other Gender	-	-	9%	-	5%	-
Transgender	<0.5%	<1%	0%	0%	<0.5%	<.05%

EDUCATION LEVEL

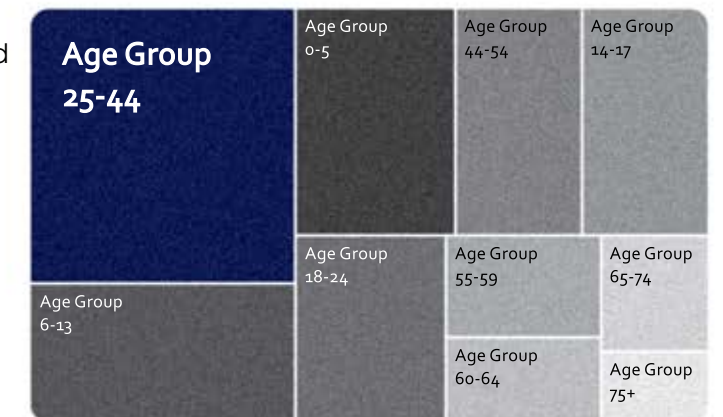
In FY20/21, educational attainment levels have remained low, with over three-quarters of clients having a high school diploma or less. There was a significant decrease in individuals who have a 2 or 4 year degree from the previous year.



AGE

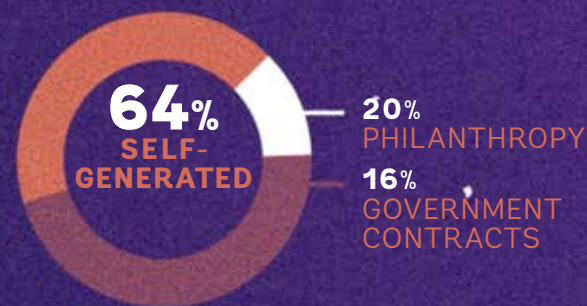
In FY 20/21, the average age of CPLC clients was 36 (versus 32 in FY19/20). An increase could be attributed to Nevada's older average (due to Courtyard) and/or a higher set of records available to report in Arizona programs.

Note: Average age is at parity for all states represented below based on the General Population in the US Census (37-38).



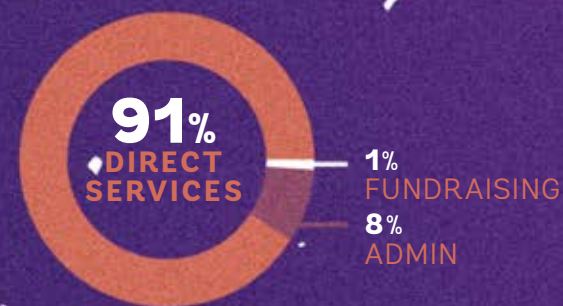
APPENDIX FINANCIALS

REVENUE MIX



REVENUE	\$220,452,430
EXPENSES	\$177,687,616
TOTAL ASSETS	\$7,992,413,745
NET ASSETS	\$104,035,719

USE OF RESOURCES



100%
of donations from individuals support our nonprofit services—in other words, no funds donated to CPLC support administrative costs, which are covered by our self-generated revenue.

LEADERSHIP

EXECUTIVE STAFF

David Adame	President & CEO
EXECUTIVE VICE PRESIDENTS	
Andrés L. Contreras	Integrated Health, Social Services & Education
Max Gonzáles	Strategy & Relationship Management
José Martínez	Economic Development
Alicia Nuñez	Chief Financial Officer
María Spelleri	General Counsel

BOARD OF DIRECTORS

EXECUTIVE COMMITTEE	
Antonio Moya*	Salt River Project
Delma Herrera†	Cox Communication
Alex Varela‡	Grid Architectural
Stephanie Acosta§	Ed & Verma Pastor Elementary

MEMBERS AT LARGE

Abe Arvizu JR	City of Phoenix
Barbara Boone	Western Alliance Bank
Terry Cain	Pinwheel Partners
Alberto Esparza	I Rise Foundation
Mike Esparza	Crescent Crown Dist.
Joe Gaudio	UnitedHealthcare
Ted Geisler	Arizona Public Service
Jose "Casper" Habre	City of Phoenix
Dina de Leon	Arizona State University
Leonardo Loo	Quarles & Brady, LLP
Sal Martinez	Chicanos Por La Causa (Retired)
Reyna Montoya	Aliento
Rudy Perez	City of Phoenix (Retired)
Cecilia Rosales MD, MS	University of Arizona
Jody Sarchett	Lovitt & Touché
Mike Solis	Food City
Jim Vigil	Maricopa County (Retired)

PROGRAM BOARDS

CPLC COMMUNITY SCHOOLS BOARD	
Jaime Gutierrez	AZ State Senator, UA (Retired)
Geneva Escobedo	Pirha Community College (Retired)
Victor Flores	Psychological and Consulting Services
Alicia Nuñez	Chicanos Por La Causa

INT. HEALTH & HUMAN SERVICES

Frank Salomon*	City of Phoenix
Jesse O. Garcia	Adelante Healthcare
Lupe Campos	HealthChoice Arizona
Jackie Hunter	Banner Health
Greg Garcia PC	Law Offices of Gregorio M. Garcia
DR. Jeff Livovich MD	Aetna
Filiberto Gurrola	Health Net/Cenpatico Int. Care
Veronica Ojeda-Gaucin	District Medical Group
Jay Iole	Self-Employed
DR. Ruth Tan Lim MD	Dobson Pediatrics
DR. Becca Rodriguez	Team USA

CPLC PRESTAMOS

David Adame	Chicanos Por La Causa
Nancy Brown	Charles Schwab Bank
Jose "Casper" Habre	City of Phoenix
Dan Hernandez	CopperPoint Mutual
Edmundo Hidalgo	Arizona State University
Magdalena Verdugo	YMCA

CPLC PRESTAMOS LOAN COMMITTEE

Barbara Boone	Alliance Bank
Ricardo Carlo	Assoc. Minority Contractors of America
Guadalupe Gomez	Raza Development Fund Inc.
Sherry Sentgeorge	Better Homes & Gardens/ Bloomtree Realty

*Chair †Vice-Chair ‡Treasurer §Secretary

APPENDIX

ADVISORY BOARDS

REGIONAL BOARDS

NEVADA ADVISORY BOARD

Chelsie C. Campbell ESQ* Campbell Legal Strategies
 Thelma Lopez§ Southwest Gas
 Santana Garcia City of Henderson
 Lisa Ruiz-Lee Mosaic Partners
 Javier Trujillo City of Henderson
 Alex Ortiz Clark County
 Nileen Knoke Cox Communications

NEVADA GOVERNING BOARD

David Adame* Chicanos Por La Causa
 John Ramirez Chicanos Por La Causa
 Max Gonzales Chicanos Por La Causa
 Alicia Nuñez Chicanos Por La Causa
 Jose Martinez Chicanos Por La Causa
 Andres Contreras Chicanos Por La Causa
 Maria Spelleri Chicanos Por La Causa
 Santana Garcia City of Henderson
 Chelsie C. Campbell ESQ* Campbell Legal Strategies
 Nileen Knoke Cox Communications

NEW MEXICO

Charlene Lujan* NM Dept. Cultural Affairs (GSD)
 Cheri Lujan † NM General Services Dept. (GSD)
 Rebecca Ramirez§ Springer Municipal Schools
 Annette Baca‡ New Mexico Bank and Trust
 Issac Sandoval At Home Advocacy, Inc.
 Lisa Saiz We Care, Inc.
 Matthew Jaramillo Public Service Co. of NM
 Edward Sena Abbot Technologies, Inc.
 Veronica Serna Mora County Board of Commissioners
 Renee Roybal NM Dept. of Info. Tech (DoIT)
 Alejandra Dominguez Parent
 Ralph Martinez Los Alamos National Laboratory

SOUTHERN ARIZONA

Johana Guzman** Citi
 John Bord** Tucson Electric Power
 Daniel Fernandez TEP/UNS/Unisource
 DR. Nadia Alvarez Mexia University of Arizona
 Lydia Aranda Chicanos Por La Causa
 Ricardo Carlo AZ Minority Contractors Assoc.
 Blaise Caudill Southwest Gas
 David Drennon AZ Society of Assoc. Executives
 Daniel Fernandez Cenlar FSB
 Isaruo "Izzy" Gonzales AZ Hispanic Chamber
 Victor Gonzales Town of Sahuarita
 Johana Guzman Citi
 Sally Holcomb AZ Complete Health
 Selena Llamas Expect More Arizona
 Lawrence T. Lucero Tucson Industrial Dev. Auth.
 Catherine Mayorga Maricopa Community Colleges
 Ernesto Melendez Intuit
 Annemarie Medina UA Health Sciences
 LTC K. Scott Morley US Army (Retired)
 Laura Pieslewski Paradigm Laboratories

SPONSORS

ALL In Education
 Arizona Food Bank Network
 Arizona Together for Impact
 ASU Prep
 AT&T
 Aunt Rita's Foundation
 Banfield Foundation
 Bank of America
 Banner Health
 BBVA
 Compass Bank Foundation
 Capital One
 Catholic Legal Immigration Network, Inc.
 Cavco Industries, Inc.
 Coyotes Charities
 Fifth Generation/ Tito's Handmade Vodka
 First American Title Insurance Company
 Ford Motor Credit Company
 Garcia Family Foundation
 H. Chin Chou
 Local Initiative Support Corporation
 Marsh & McLennan Agency
 Pacific Premier Bank
 Pima Community College
 Slave 2 Nothing Foundation
 Salt River Project
 Sunrise Foundation
 The Benevity Community Impact Fund
 The National Council for Community
 Thunderbirds Charities
 Torrez International
 Truist
 Valley Of The Sun United Way
 Verizon Foundation
 Walmart
 Western Alliance Bank
 Western States Petroleum Association

*Chair **Co-Chair †Vice-Chair ‡Treasurer §Secretary ¶Emeritus



**CHICANOS
POR LA CAUSA**

Equal Opportunity Employer/Program • Under Titles VI and VII of the Civil Rights Act of 1964 (Title VI & VII), and the Americans with Disabilities Act of 1990 (ADA), Section 504 of the Rehabilitation Act of 1973, the Age Discrimination Act of 1975, and Title II of the Genetic Information Nondiscrimination Act (GINA) of 2008; the Federal government prohibits discrimination in admissions, programs, services, activities, or employment based on race, color, religion, sex, national origin, age, disability, genetics and retaliation. Language assistance and/or auxiliary aids available upon request within each program. Email compliance@cplc.org with any accommodation requests. Additionally, if you believe your rights have been violated, you may contact our compliance department at compliance@cplc.org, 602-257-6708 or anonymously at 1-800-461-9330. Additionally, you may file a complaint directly with the Office of Civil Rights or the Department of Justice. Please contact the compliance department for contact information or to assist you with this process. This process shall protect the substantive rights of interested persons and assure that Chicanos Por La Causa, Inc and its affiliates meet the spirit and guidelines of Federal nondiscrimination authorities.